

MAY 2024

MONTHLY

FACTSHEETS

TACİRLER
PORTFÖY

MAY 2024

Fund Monthly
Return

%4.1

Benchmark
Monthly Return

%4.5

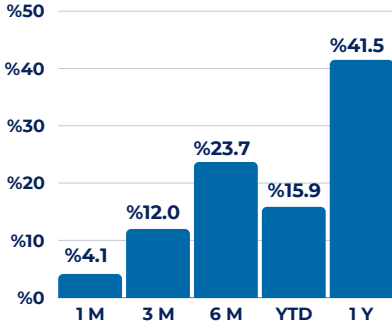
TCB

Fund Strategy

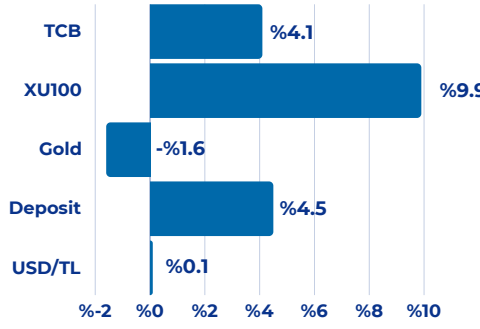
The Fund, which can be used as a short-term management tool for cash assets, the entire portfolio will consist of highly liquid money and capital market instruments with a maximum of 184 days to maturity and the weighted average maturity of the portfolio calculated daily will be maximum 45 days. It aims to provide investors with a stable return in TL terms and outperform the stated benchmark. The recommended investment period of the fund is 3-6 months.

Performance

Periodic



Comparison (Monthly)

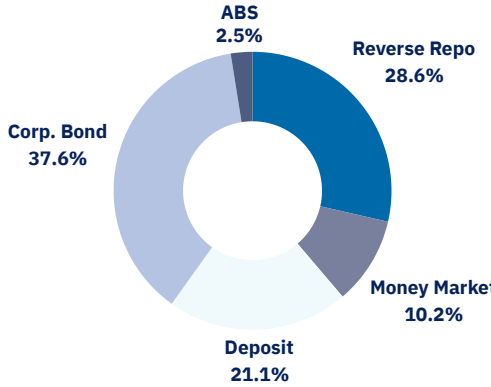


Fund Details

Top 5 Holdings

Reverse Repo	28.6%
Deposit	21.1%
Money Market	10.2%
TRFTCMD72414 - Tacirler Yatırım	2.0%
TRFOYMD52411 - Oyak Yatırım	1.6%

Portfolio Composition



Monthly Performance (%)

Source: TEFAS 02.05.2024

Y/M	01	02	03	04	05	06	07	08	09	10	11	12	YTD
2024	3.45	3.43	3.96	4.14									15.85
2023	1.01	0.86	1.02	1.09	1.25	2.15	2.31	2.23	2.76	2.93	3.10	3.53	27.08
2022	1.28	1.04	1.23	1.33	1.12	1.23	1.36	1.26	1.15	1.02	0.98	1.0	14.93

This form is prepared based on the information provided by the sources shown by a *, which are believed to be reliable on. This form itself and the information provided within, can by no mean considered as an investment advisory, a trade idea, a purchase or sell of a product whatsoever. Fund structure and strategy can always be modified without any notice. Therefore, we strongly recommend to contact Tacirler Asset Management and visit our website before making any investment decision based on the information provided herein.

MAY 2024

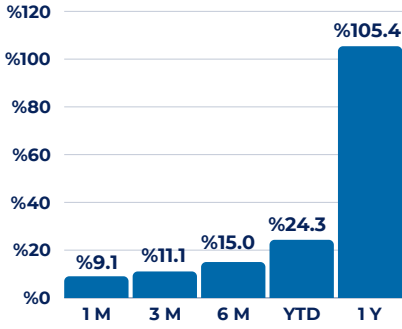
Fund Monthly
Return **%9.1**Benchmark
Monthly Return **%5.0****TCD**

Fund Strategy

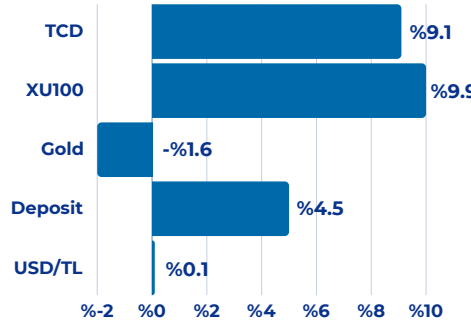
TCD aims to offer its investors high returns in TL terms in the medium to long term by taking advantage of the opportunities offered by the markets. The fund, which can also include 20% foreign investment instruments in its total portfolio, may invest in option contracts, forwards, swaps, structured futures, etc. arranged on foreign exchange, precious metals, financial indicators and capital market instruments for risk balancing and/or investment purposes. The recommended investment period for investors is 6-12 months

Performance

Periodic



Comparison (Monthly)

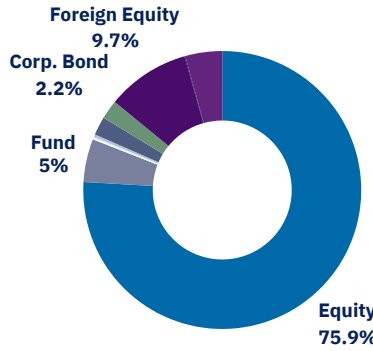


Fund Details

Top 5 Holdings

KAREL Equity	%9.4
SELEC Equity	%9.0
MAKIM Equity	%7.5
PETKM Equity	%6.2
ALKIM Equity	%4.3

Portfolio Composition



Total Assets

2,268.3 Mio TL

of Investors

29390

Market Share

%4.3

Management Fee

%2.0 P.A.

Performance Fee: NA

Settlement Date

Buy T+1 / Sell T+2

Tax (Withholding)

Individual Clients %10

(%0 if held 1 year)

Corporate Clients %0

Benchmark

%100 BIST KYD 1 Month Deposit Index*1.1

Risk Level

Very High (7/7)

Fund Inception Date

16/09/1997

Platforms

Türkiye Electronic Fund
Trading Platform (TEFAS)

Custody Bank

T.İş Bankası

Monthly Performance (%)

Source: TEFAS 02.05.2024

Y/M	01	02	03	04	05	06	07	08	09	10	11	12	YTD
2024	11.93	9.62	-7.09	9.05									24.3
2023	-11.79	3.40	-8.95	-4.04	4.42	14.13	29.65	16.94	6.71	-7.38	-1.54	-6.03	31.66
2022	7.41	-5.53	9.53	8.09	7.14	-2.00	9.19	19.43	5.53	17.26	36.17	15.61	220.4

This form is prepared based on the information provided by the sources shown by a *, which are believed to be reliable on. This form itself and the information provided within, can by no mean considered as an investment advisory, a trade idea, a purchase or sell of a product whatsoever. Fund structure and strategy can always be modified without any notice. Therefore, we strongly recommend to contact Tacirler Asset Management and visit our website before making any investment decision based on the information provided herein.

TKF - EQUITY FUND (EQUITY INTENSIVE FUND)

MAY 2024

TACİRLER
PORTFÖY

Fund Monthly
Return

%10.6

Benchmark
Monthly Return

%9.4

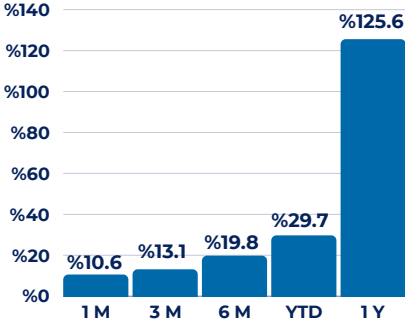
TKF

Fund Strategy

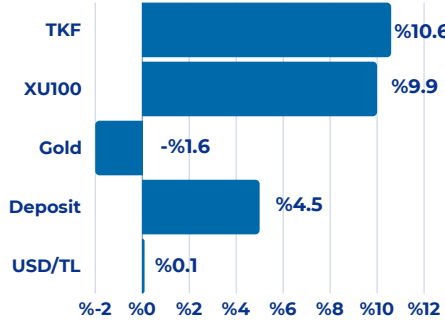
TKF is aimed at risk-taking, long-term investors who are familiar with the conditions of the equity markets and who are in search of funds with high dividend yields, high returns in the long term and the potential to outperform the BIST100. At least 80% of the fund's portfolio consists of permanently listed stocks on the BIST, and strategic asset allocation is actively made within the fund to minimize systematic risk. The recommended investment period for investors is 12 months.

Performance

Periodic



Comparison (Monthly)

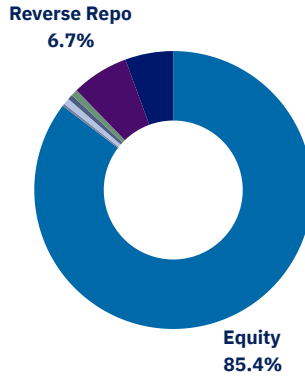


Fund Details

Top 5 Holdings

SELEC Equity	6.3
EKGYO Equity	6.1
KAREL Equity	5.5
PETKM Equity	5.0
TCELL Equity	4.2

Portfolio Allocation



Total Assets

1,351.6 Mio TL

of Investors

8858

Market Share

%1

Management Fee

%2.92 P.A.

Performance Fee: NA

Settlement Date

Buy T+1 / Sell T+2

Tax (Withholding)

Individual Clients %0

Corporate Clients %0

Benchmark

%90 BIST100 Index

%10 BIST-KYD O/N Repo Gross Index

Risk Level

Very High (7/7)

Fund Inception Date

10/03/1997

Platforms

Türkiye Electronic Fund
Trading Platform (TEFAS)

Custody Bank

T.İş Bankası

Monthly Performance (%)

Source: TEFAS 02.05.2024

Y/M	01	02	03	04	05	06	07	08	09	10	11	12	YTD
2024	14.66	8.62	-%5.82	10.6									29.72
2023	-12.3	15.49	-13.24	-7.30	7.93	16.82	26.81	13.20	12.24	-7.31	-1.72	-6.02	41.63
2022	4.14	-5.81	16.05	11.38	4.25	-2.52	9.64	17.42	6.59	17.75	14.76	4.75	150.3

This form is prepared based on the information provided by the sources shown by a *, which are believed to be reliable on. This form itself and the information provided within, can by no mean considered as an investment advisory, a trade idea, a purchase or sell of a product whatsoever. Fund structure and strategy can always be modified without any notice. Therefore, we strongly recommend to contact Tacirler Asset Management and visit our website before making any investment decision based on the information provided herein.

MAY 2024

Fund Monthly
Return

%3.4

Benchmark
Monthly Return

%2.9

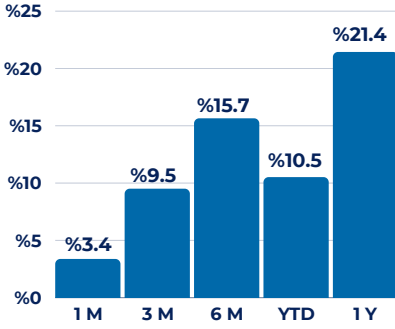
TPF

Fund Strategy

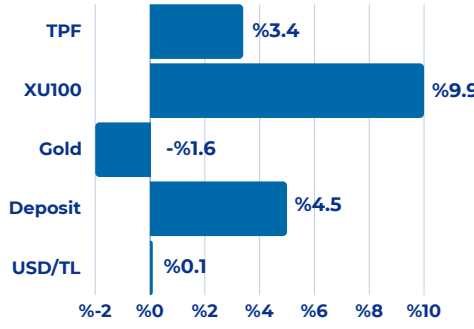
The fund is a debt instruments fund as an investment strategy and at least 80% of the fund's total value is invested in public and/or private sector debt instruments on a continuous basis. There is no restriction on the weighted average maturity of the fund portfolio. The fund portfolio allocation is determined dynamically by evaluating market interest rate expectations and macroeconomic indicators and is deployed at the appropriate maturity of the yield curve.

Performance

Periodic



Comparison (Monthly)

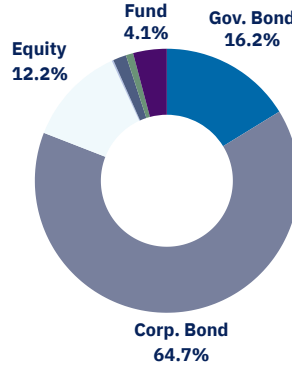


Fund Details

Top 5 Holdings

TRT011025T16 - Gov. Bond	10.7
TRFYTFM52415 - Yatırım Finansman	4.9
TCB - Tacirler Money Market Fund	4.1
TRFPNST92410 - Pinar Süt AŞ	4.0
ALTINSI - Gold Cert.	3.4

Portfolio Allocation



Monthly Performance (%)

Source: TEFAS 02.05.2024

Y/M	01	02	03	04	05	06	07	08	09	10	11	12	YTD
2024	0.92	2.96	2.89	3.38									10.52
2023	1.39	1.11	-2.21	1.27	-0.74	5.13	5.92	-2.71	0.84	-3.16	2.29	2.3	11.55
2022	4.32	1.73	6.82	3.00	5.77	0.58	-0.21	4.23	0.59	0.95	3.54	1.9	38.43

This form is prepared based on the information provided by the sources shown by a *, which are believed to be reliable on. This form itself and the information provided within, can by no mean considered as an investment advisory, a trade idea, a purchase or sell of a product whatsoever. Fund structure and strategy can always be modified without any notice. Therefore, we strongly recommend to contact Tacirler Asset Management and visit our website before making any investment decision based on the information provided herein.

MAY 2024

Fund Monthly
Return

%0.3

Benchmark
Monthly Return

%0.3

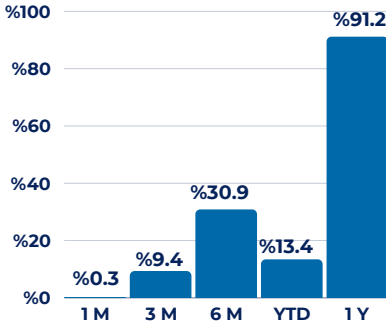
TCC

Fund Strategy

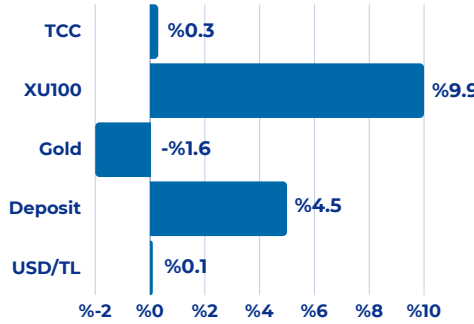
TCC seeks to deliver long-term absolute returns in all market conditions, whether favorable or unfavorable, through asset allocation across a wide range of asset classes, including equities, interest rates and commodities on a global basis. Through its tactical asset allocation approach, the fund seeks to protect investors' assets and generate capital appreciation not only in rising markets but also in adverse market conditions.

Performance

Periodic



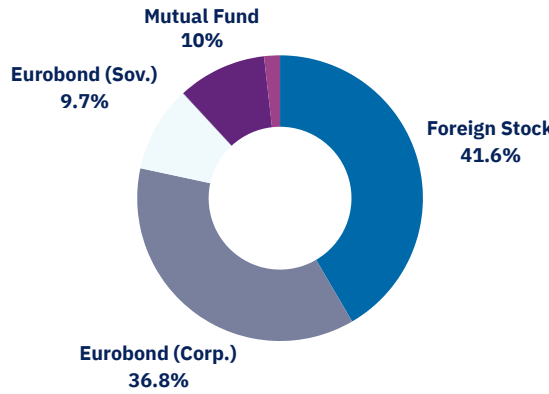
Comparison (Monthly)



*Fund shares can be purchased in TL and USD. Returns in the document are in TL

Fund Details

Portfolio Allocation



Total Assets

201.4 Mio TL

of Investors

33

Market Share

%0.01

Management Fee

%1.25 P.A.

Performance Fee: %20

Settlement Date

Fund share purchases are made until 13:00 on each business day. Sales take place on T+3 business days at the price on the 15th and 30th of each month (twice a month). The Fund collects a performance premium on June 30th and December 31st of each year and on interim client exits.

Tax (Withholding)

Individual Clients %10

Corporate Clients %0

Benchmark

%100 BIST KYD 1 Month USD
Deposit Index x 1.2

Risk Level

High (6/7)

Fund Inception Date

27/09/2011

Platforms

Tacirler Portföy - Qualified Investor

Custody Bank

T.İş Bankası

Monthly Performance (%USD)

Source: TEFAS 02.05.2024

Y/M	01	02	03	04	05	06	07	08	09	10	11	12	YTD
2024	0.79	2.62	-0.29	0.23									3.18
2023	0.54	-0.83	-0.76	2.23	0.69	3.03	4.12	-1.71	-3.48	-1.13	6.68	3.72	12.01
2022	7.96	-1.82	2.45	-0.16	-2.48	-2.62	-0.17	3.83	1.93	2.55	3.53	0.77	17.63

This form is prepared based on the information provided by the sources shown by a *, which are believed to be reliable on. This form itself and the information provided within, can by no mean considered as an investment advisory, a trade idea, a purchase or sell of a product whatsoever. Fund structure and strategy can always be modified without any notice. Therefore, we strongly recommend to contact Tacirler Asset Management and visit our website before making any investment decision based on the information provided herein.

MAY 2024

Fund Monthly
Return

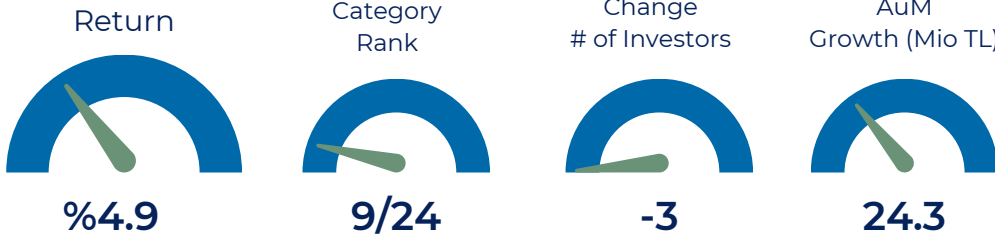
%4.9

Benchmark
Monthly Return

%4.8

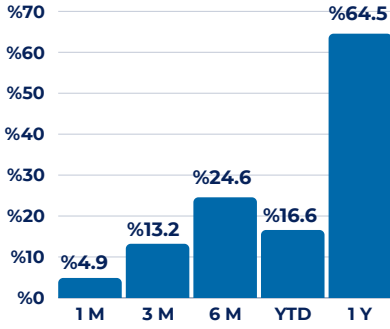
TCI

Monthly Overview

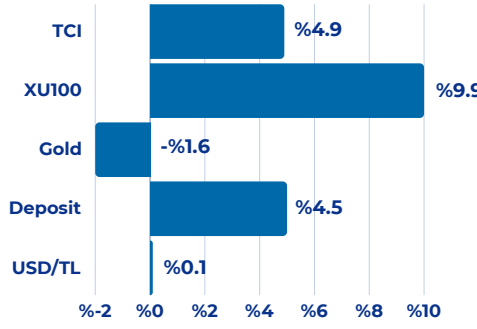


Performance

Periodic



Comparison (Monthly)

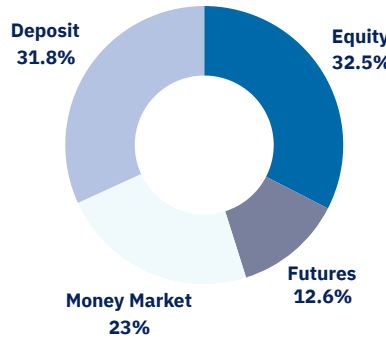


Fund Details

Fund Strategy

The Fund aims to offer investors who prefer time deposits a higher and more stable return than that offered by time deposits with low volatility and to be a strong alternative. It tries to maximize returns by taking simultaneous long and short positions in the relevant instruments in case of price mismatches in the markets within the instrument and position limits in accordance with the management philosophy. While choosing the short position to be taken in return for the long position taken, it tries to minimize market-related risks.

Portfolio Allocation



Monthly Performance (%)

Source: TEFAS 02.05.2024

Y/M	01	02	03	04	05	06	07	08	09	10	11	12	YTD
2024	2.98	1.47	4.3	4.87									16.59
2023	5.27	0.59	3.15	1.28	6.66	9.92	2.68	2.83	2.84	3.77	3.08	3.65	56.14
2022	1.87	2.77	2.21	1.97	1.63	5.22	2.39	2.92	5.48	2.79	2.51	0.53	37.36

This form is prepared based on the information provided by the sources shown by a *, which are believed to be reliable on. This form itself and the information provided within, can by no mean considered as an investment advisory, a trade idea, a purchase or sell of a product whatsoever. Fund structure and strategy can always be modified without any notice. Therefore, we strongly recommend to contact Tacirler Asset Management and visit our website before making any investment decision based on the information provided herein.

MAY 2024

Fund Monthly
Return

%15.4

Benchmark
Monthly Return

%7.9

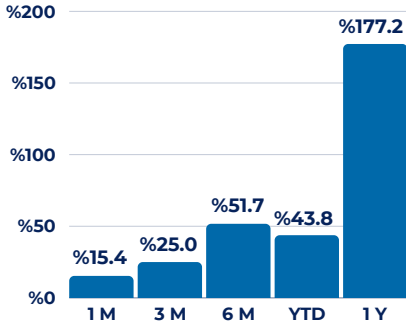
TCS

Fund Strategy

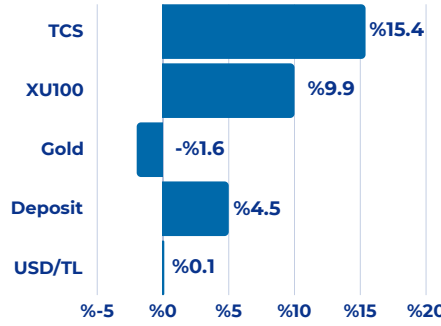
The Fund's investment strategy aims to achieve capital gains and increase portfolio value. The Fund invests at least 51% and at most 80% of its portfolio value in equity instruments traded on the BIST on a continuous basis. The Fund's portfolio may include option contracts, eurobonds, forwards, structured investment instruments, swaps, financial futures and futures-based option transactions on foreign exchange, precious metals, interest, financial indicators and capital market instruments for hedging and/or investment purposes.

Performance

Periodic

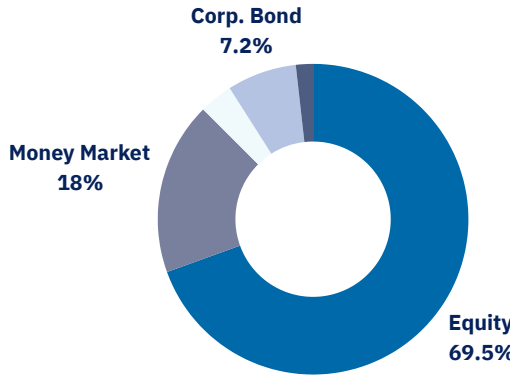


Comparison (Monthly)



Fund Details

Portfolio Allocation



Monthly Performance (%)

Source: TEFAS 02.05.2024

Y/M	01	02	03	04	05	06	07	08	09	10	11	12	YTD
2024	15.0	10.8	-%2.19	15.36									43.76
2023	-9.29	2.29	-0.91	-2.44	6.78	17.30	26.15	17.78	6.98	-8.22	4.45	1.04	72.98
2022	6.53	-5.77	13.57	14.13	7.82	-0.14	6.44	17.25	-0.61	26.56	18.67	12.05	192.47

This form is prepared based on the information provided by the sources shown by a *, which are believed to be reliable on. This form itself and the information provided within, can by no mean considered as an investment advisory, a trade idea, a purchase or sell of a product whatsoever. Fund structure and strategy can always be modified without any notice. Therefore, we strongly recommend to contact Tacirler Asset Management and visit our website before making any investment decision based on the information provided herein.

MAY 2024

Fund Monthly
Return

%9.0

Benchmark
Monthly Return

%8.2

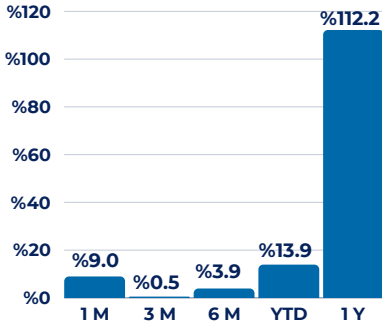
TNS

Fund Strategy

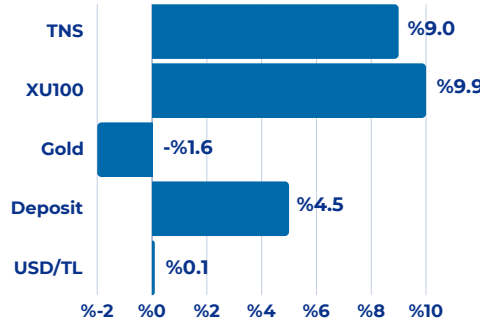
The Fund's investment strategy is to invest in domestic and foreign equity securities that have a growth potential above that of the economy as a whole and are also considered to be cheap according to fundamental analysis methods in order to achieve capital appreciation. The management of the Fund aims to achieve high returns in TL terms in the medium and long term and will follow an asset allocation-based management strategy that aims to take advantage of opportunities in all markets. The Fund will invest at least 51% of its portfolio value in local equities.

Performance

Periodic

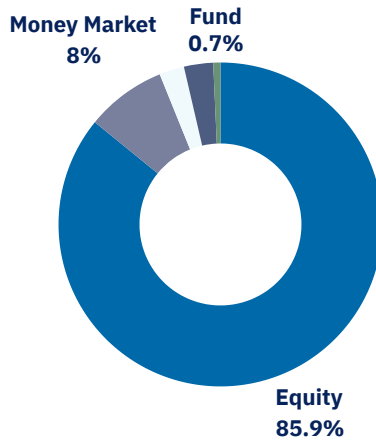


Comparison (Monthly)



Fund Details

Portfolio Allocation



Total Assets

776.2 Mio TL

of Investors

77

Market Share

%0.04

Management Fee

%2.5 P.A.

Performance Fee: %20

Settlement Date

Fund share purchases are made until 13:00 on each business day. Sales take place on T+2 business days at the price on the 15th and 30th of each month (twice a month). The Fund collects a performance premium on June 30th and December 31st of each year and on interim client exits.

Tax (Withholding)

Individual Clients

%10 (%0 if held 1 year)

Corporate Clients %0

Benchmark

%51 BIST100 Growth Index

%49 BISTKYD 1 M Deposit TL

Index x 1.1

Risk Level

Very High (7/7)

Fund Inception Date

15.04.2021

Platforms

Tacirler Portföy - Qualified Investor

Custody Bank

T.İş Bankası

Monthly Performance (%)

Source: TEFAS 02.05.2024

Y/M	01	02	03	04	05	06	07	08	09	10	11	12	YTD
2024	13.31	11.55	-17.29	8.97									13.93
2023	-16.13	-0.87	-11.81	-4.83	3.94	16.76	34.31	26.72	10.03	-10.16	-1.84	-7.07	29.99
2022	11.38	-7.67	11.16	14.27	7.29	-2.31	9.46	19.14	5.44	19.43	48.82	25.19	318.87

This form is prepared based on the information provided by the sources shown by a *, which are believed to be reliable on. This form itself and the information provided within, can by no mean considered as an investment advisory, a trade idea, a purchase or sell of a product whatsoever. Fund structure and strategy can always be modified without any notice. Therefore, we strongly recommend to contact Tacirler Asset Management and visit our website before making any investment decision based on the information provided herein.

MAY 2024

Fund Monthly
Return

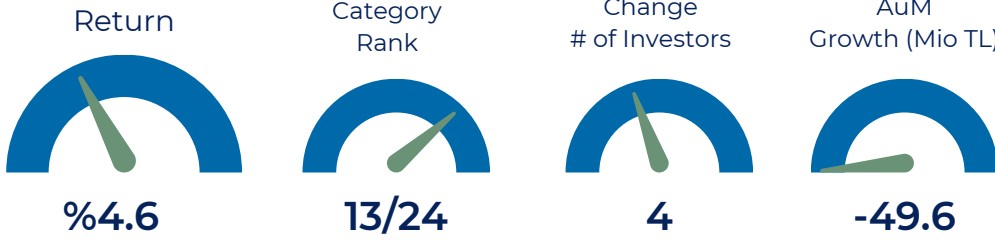
%4.6

Benchmark
Monthly Return

%4.8

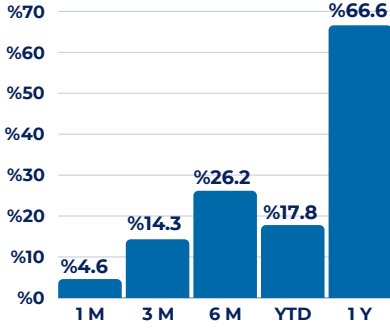
TTV

Monthly Overview

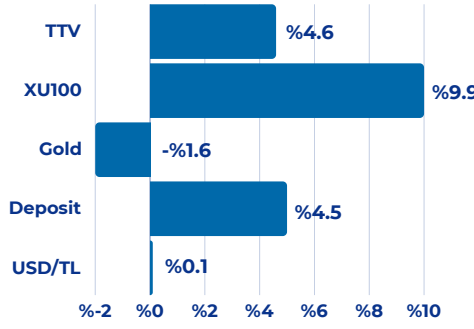


Performance

Periodic



Comparison (Monthly)

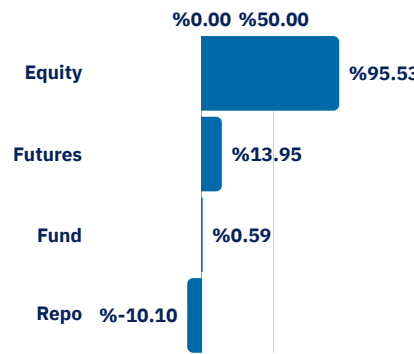


Fund Details

Fund Strategy

The Fund aims to provide investors who prefer time deposits with higher returns than those offered by deposits with low volatility. It seeks to maximize its return by investing in risky strategies while generating returns with minimum risk through statistical hedging. Strategies with different frequencies are diversified with algorithms, market risk is continuously managed, risk is constantly controlled with strategies based on various risk management models, and the human factor is minimized with its technological infrastructure.

Portfolio Allocation

Total Assets
951.5 Mio TL# of Investors
35Market Share
%0.07Management Fee
%2.5 P.A.
Performance Fee: %25

Settlement Date

Fund share purchases are made until 13:00 on each business day. Sales take place on T+2 business days at the price on the 15th and 30th of each month (twice a month). The Fund collects a performance premium on June 30th and December 31st of each year and on interim client exits.

Tax (Withholding)

Individual Clients %10 (%0 if held 1 year)

Corporate Clients %0

Benchmark

%100 KYD 1 M TL Deposit Index x 1.05

Risk Level

Low (3/7)

Fund Inception Date

26.06.2020

Platforms

Tacirler Portföy - Qualified Investor

Custody Bank

T.İş Bankası

Monthly Performance (%)

Source: TEFAS 02.05.2024

Y/M	01	02	03	04	05	06	07	08	09	10	11	12	YTD
2024	3.04	4.22	4.86	4.60									17.79
2023	4.23	1.78	2.12	1.40	2.56	9.07	2.89	4.98	4.80	4.28	3.60	3.40	55.37
2022	3.21	1.46	2.49	2.25	2.15	5.93	2.13	2.89	4.98	2.4	2.07	2.16	39.86

This form is prepared based on the information provided by the sources shown by a *, which are believed to be reliable on. This form itself and the information provided within, can by no mean considered as an investment advisory, a trade idea, a purchase or sell of a product whatsoever. Fund structure and strategy can always be modified without any notice. Therefore, we strongly recommend to contact Tacirler Asset Management and visit our website before making any investment decision based on the information provided herein.

DISCLAIMER

Tacirler Portföy Yönetimi A.Ş. is authorized & regulated by the Turkish Capital Markets Board ("CMB"). This presentation or report is provided for information purposes only on the express understanding that the information contained herein will be regarded as strictly confidential. It is not to be delivered nor shall its contents be disclosed to anyone other than the entity to which it is being provided and its employees and shall not be reproduced or used, in whole or in part, for any purpose other than for the consideration of the financing or transaction described herein, without the prior written consent of a member of Tacirler Portföy Yönetimi A.Ş. The information contained in this presentation or report does not purport to be complete and is subject to change. This is a commercial communication. The presentation does not include a personal recommendation and does not constitute an offer, or the solicitation of an offer for the sale or purchase of any financial product, service, investment or security. The investments and strategies discussed here may not be suitable for all investors; You are to rely on your own independent appraisal of and investigations into all matters and things contemplated by this presentation.

Under the CMB's legislation, the information, comments and recommendations contained in this report fall outside of the definition of investment advisory services. Investment advisory services are provided under an investment advisory agreement between a client and a brokerage house, a portfolio management company, a bank that does not accept deposits or other capital markets professionals. The comments and recommendations contained in this report are based on the personal opinions of the authors. These opinions are not buy-sell proposal or return commitment of any investment tool and these might not be appropriate for your financial situation, risk and return preferences. For that reason, investment decisions that rely solely on the information contained in this presentation might not meet your expectations. You should pay necessary discernment, attention and care in order not to experience losses. In case of transacting by relying on the views contained herein, Tacirler Portföy Yönetimi A.Ş. is not responsible for losses that may be incurred.

 ESENTEPE MAH. BÜYÜKDERE CAD. LEVENT 199 NO:16 ŞİŞLİ / İSTANBUL
 +90 212 942 15 15
 TPP@TACİRLERPORTFOY.COM.TR

TACİRLER
PORTFÖY